

Mid-Atlantic Indoor Network Venue Information Form

Please provide the following information about your event. This form will be published on MAIN's website.

Competition Site Information: (please type in the gray area)

Contest Host: Somerville High School Winterguard
Competition Site Name: Branchburg Central Middle School
Complete Address: 220 Baird Road, Branchburg, NJ 08876

COMPETITION AREA MEASUREMENTS & INFO (Please do all measurements in feet & inches.)

Number of rows Spectator side of bleachers: 16 Seating capacity: 640

Number of rows Backside of bleachers (if applicable): N/A Seating capacity: N/A

Approximate ceiling height: 27 ft.

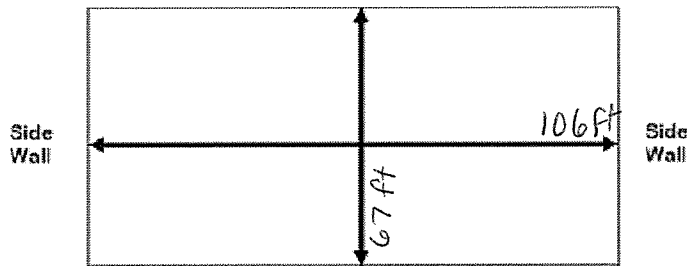
Any permanent obstructions above the competition floor (immovable hoops, lights, scoreboard, etc.)? NO

Separate entry & exit doors for spectators? YES NO

Is the performance entry door separate from performance exit door? YES NO

If no, please explain how you enter and exit the performance floor without cross traffic.

If the back bleachers will be extended, please extend them out and then do the measurement. If they will not be extended, then measure to the bleachers.



Measurement of side wall to side wall (length of entire gym): 106 ft

Measurement of front row of bleachers to back sideline bleachers (if used): 67 ft

Are there any stairways within the flow of contest traffic? YES NO

If yes, please explain where they are located and how they will affect the flow of traffic for the competing groups.

Do you enter Competition Area directly from outdoors? YES NO

Performance Entry door width X height (inches): ^{31" x 84"} Is there a removable center bar? YES NO

Can it be removed for the event? YES NO

Do you exit Competition Area directly to outdoors? YES NO

Performance Exit door width X height (inches): ^{31" x 84"} Is there a removable center bar? YES NO

Can it be removed for the event? YES NO

Where is the electrical power located in your performance gym (check all that apply)?

Front Side Back Side Side Walls Other, please explain:

NO outlets 6 right

What, if any, indoor space is available to stage equipment, floors, props, etc. prior to competition? hallways outside of gym

What, if any, indoor space is available to fold floors at the conclusion of a group's performance? auxiliary gym... 1/2 will be used for floor folding

Will you have a tarp or floor covering down? TARP FLOOR COVERING NONE

The following photos of your main performance gym are required:

Please see example photos on WGI's website at www.wgi.org

**One photo of the performance floor from the spectator side of the bleachers, preferably with all bleachers extended as would be on the day of the show.

**One photo from the performance floor via the performer's perspective from the center of the floor.

Any other photos you would like to provide to help your facility stand out against others are also welcome.

WARM-UP AREAS INFORMATION (Please do all measurements in feet & inches.)

Are there separate areas for body and equipment? YES NO

Body Warm-Up (if applicable)

What type of area do you have available for body warm-up (wrestling room, band room, hallway)? ~~auditorium~~ extra large classroom

Measurement of side wall to side wall (length of entire area): 39 ft 1 inch

Measurement from front of area to back of area (width of entire area): 57 ft. 8 in.

Any obstructions **IN** the area (gym equipment, pillars, etc.)? YES NO

If yes, please list the obstructions:

Can any sound in the Body Warm-up Area be heard in Competition Area? YES NO

Distance from Body to Equipment in time (i.e. 2 minutes): @ 2 minutes

Equipment Warm-Up

What type of area do you have available for equipment warm-up (gym, auditorium, commons area)?

^{1/2} auxiliary gym

Measurement of side wall to side wall (length of entire area): 65 ft. 5 in.

Measurement from front of area to back of area (width of entire area): 80 ft.

Approximate ceiling height (VERY IMPORTANT): 21 ft. 7 in.

Any obstructions **IN or ABOVE** above the area (gym equipment, pillars, immovable hoops)? YES NO

If yes, please list the obstructions:

Can any sound in the Equipment Warm-up Area be heard in Competition Area? YES NO

Distance to Competition Area from Equipment Warm-Up in time (i.e. 2 minutes): @ 2 minutes

The following photos of your warm-up areas are required:

Body Warm-Up (if applicable)

Equipment Warm-Up

Any other photos you would like to provide to help your facility stand out against others are also welcome.

Other Information

Approximately how far are you from a major airport? 45 minutes

Are there full service hotel properties in your area? YES NO

Do you have access to two separate rooms for judges & tabulation where food service is allowed? YES NO

Is there an adequate area for vendors and concessions (all vendors/concessions will be provided/booked by the show host, with the exception of MAIN Championships)? YES NO

Is there adequate parking for a number of buses & trucks plus spectators? YES NO

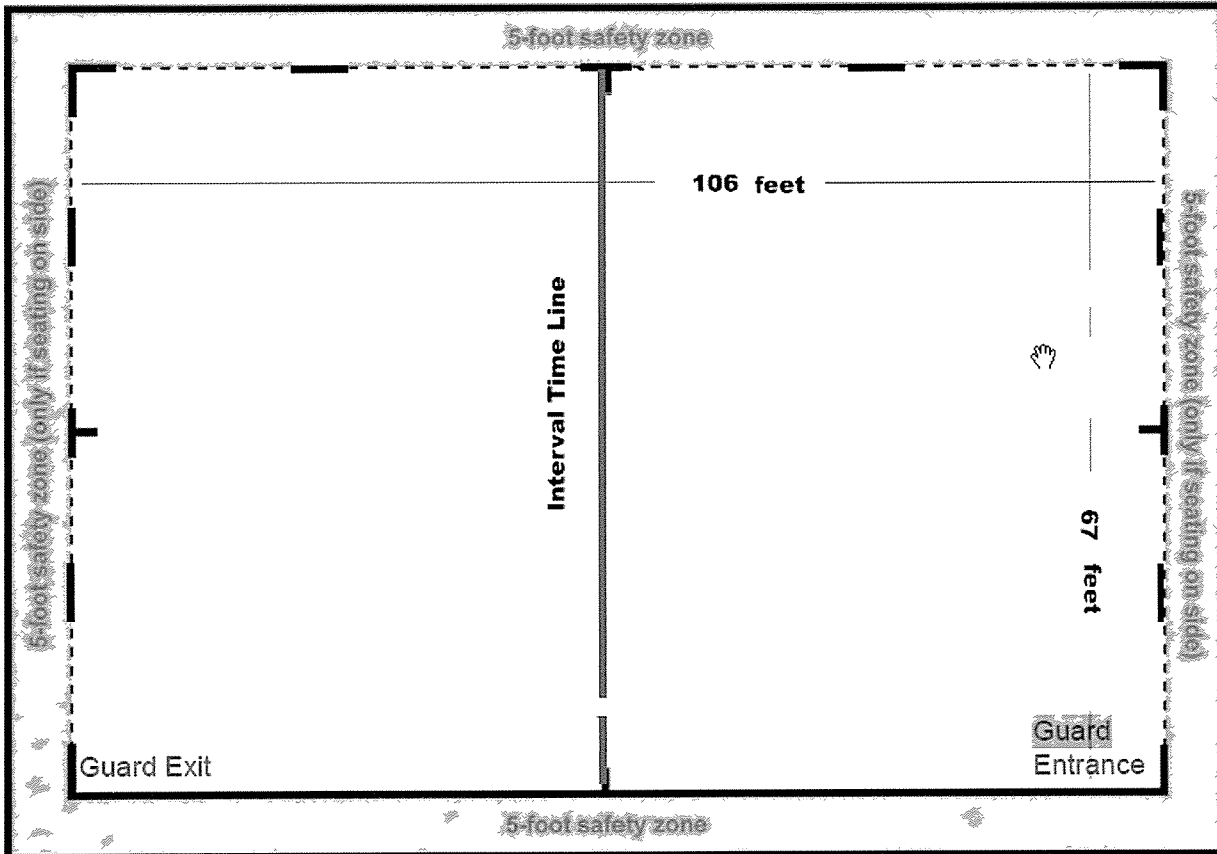
Does your facility have a parking fee? YES NO Price \$



Do you have access to a sound system with mixing board, compact disc player, MP3/IPOD hookup, amplifier, speakers, etc.? YES NO

If no, please explain:

Somerville High School Winter Guard Show
220 Baird Road
Branchburg, NJ 08876

PERFORMANCE GYM






Body Warm-Up Area

Measurement of side wall to side wall (length of entire area) 39 ft 1 in

Measurement from front of area to back of area (width of entire area) 57 ft 8 in



Equipment Warm-Up Area

Measurement of side wall to side wall (length of entire area) 65 ft 5 in

Measurement from front of area to back of area (width of entire area) 88 ft

Approximate ceiling height 21 ft 7 in



